

# Step & Wall

REAL WOOD FLOORING

## CATALOGUE





# NATURAL WOOD FLOORING

Technology and the best performance of a natural wood floor are now for everybody. Step & Wall offers an extensive catalogue with a design planned for each customer with its own history.



Visit our web for more information.





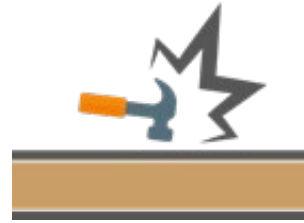
---

Why Step & Wall.	6
Characteristics.	18
Flooring Collections.	24
<u>01</u> —Natural	26
<u>02</u> —Rustic	34
<u>03</u> —Wild	42
<u>04</u> —Crack	52
<u>05</u> —Mineral	62
<u>06</u> —Vulcano	96
<u>07</u> —Classics	108
Walls.	115
Technical Information.	116




## HIGH RESISTANCE

---




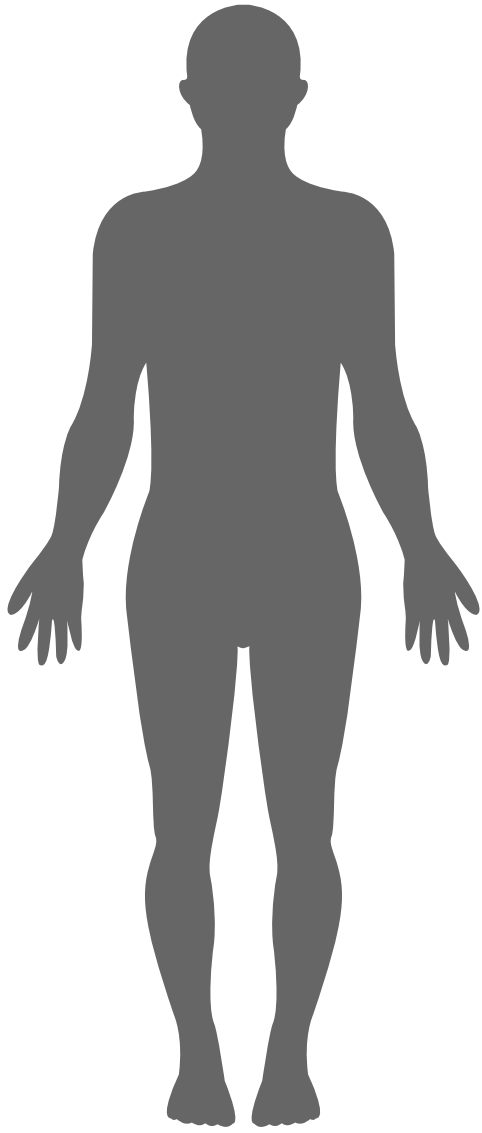
### HIGH RESISTANCE

0.6 mm flooring has the highest impact resistance due to the hardness and durability provided by the high density fiber board (HDF).



**IMPACT AND SCRATCH  
RESISTANCE!**

# SIZE





# XL PLANKS

**2420 x 185 x 12 mm**

**2200 x 230 x 12 mm**

**1805 x 195 x 12mm**

**1200 x 150 x 10 mm**

**810 x 135 x 10 mm**

HERRINGBONE





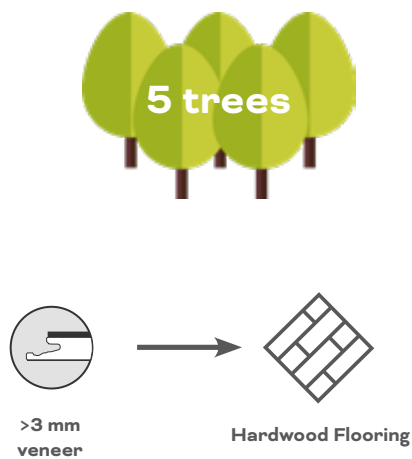
Wood is a high quality, natural material. It provides warmth, and its beauty makes each plank unique, unrepeatable and distinctive, setting it apart from other materials. In addition, the wood used by Step & Wall comes from sustainably managed forests.



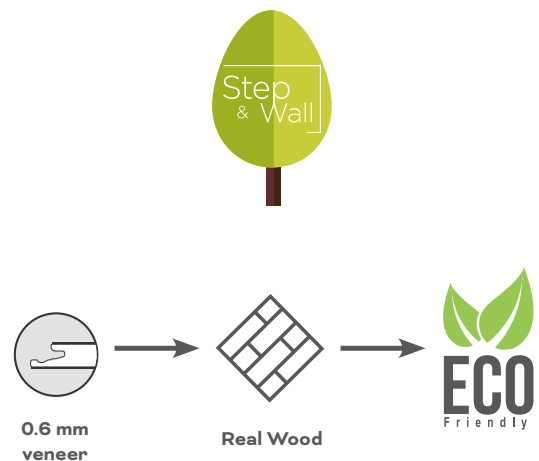
## ECOLOGICALLY FRIENDLY



### HARDWOOD FLOOR



### STEP & WALL



We use a thin layer of wood that optimizes natural resources to the maximum. A 3 mm hardwood floor would use 5 trees, while **Step & Wall** needs just 1 tree, significantly reducing the consumption of raw materials.



## MIX & MATCH

---

**Step & Wall** brings the possibility of combining different widths and lengths to add dynamism to your floor. An aesthetic and different solution to bring a unique style in your home.

### DIFFERENT COLOR



### DIFFERENT WIDTH AND LENGTH



... AND CREATE YOUR  
OWN PROJECT!



## NEW HERRINGBONE PATTERN ON CATALOGUE

You can now choose your floor on this neoclassic pattern, exclusive on Natural Superior and Mineral collection.



810x135 mm

## NEW FORMATS

Herringbone Mineral collection allows you to choose between different colors and designs, creating a different space, whatever you want.

In addition, we have selected an unique plank format, correctly proportionated.



*Nacre Oak Herringbone.*



*Pearl Oak Herringbone.*





## EASY INSTALLATION

The patented Unifit X system allows for quick and easy installation through a click connection that ensures correct positioning.




Step & Wall floors can optimally transmit heat, which is why they are suitable for use in homes with underfloor heating. They tolerate a maximum surface temperature of up to 27° C.



Step & Wall is a 12 mm thick natural wood floor. First of all, 8 coats of BONA varnish give our product its **resistance to daily wear and abrasion**. Under this finish, we find a 0,6 mm natural wood veneer, which resists impacts even better than 3 mm hardwood flooring

thanks to HDF. This veneer has a high quality primer that guarantees the bond between the wood and the varnish, to ensure the protection of the floor. The HDF backing provides **excellent strength and durability** properties thanks to its high density. Under this backing,

## TOTAL THICKNESS 12 MM



# CHARACTERISTICS

we find a natural wood veneer protecting it, which also helps to **stabilize the whole**. Finally, the floor is reinforced with a 2 mm cork sheet, except in the 1,2 m and Herringbone sizes, which gives us a floor with unbeatable **acoustic performance and comfort**. Cork increases comfort, as well

as being a sustainable, ecological material and a very **efficient natural thermal insulator**. It is also resistant to chemical agents, lights and odorless.



Solid Sound



Cork

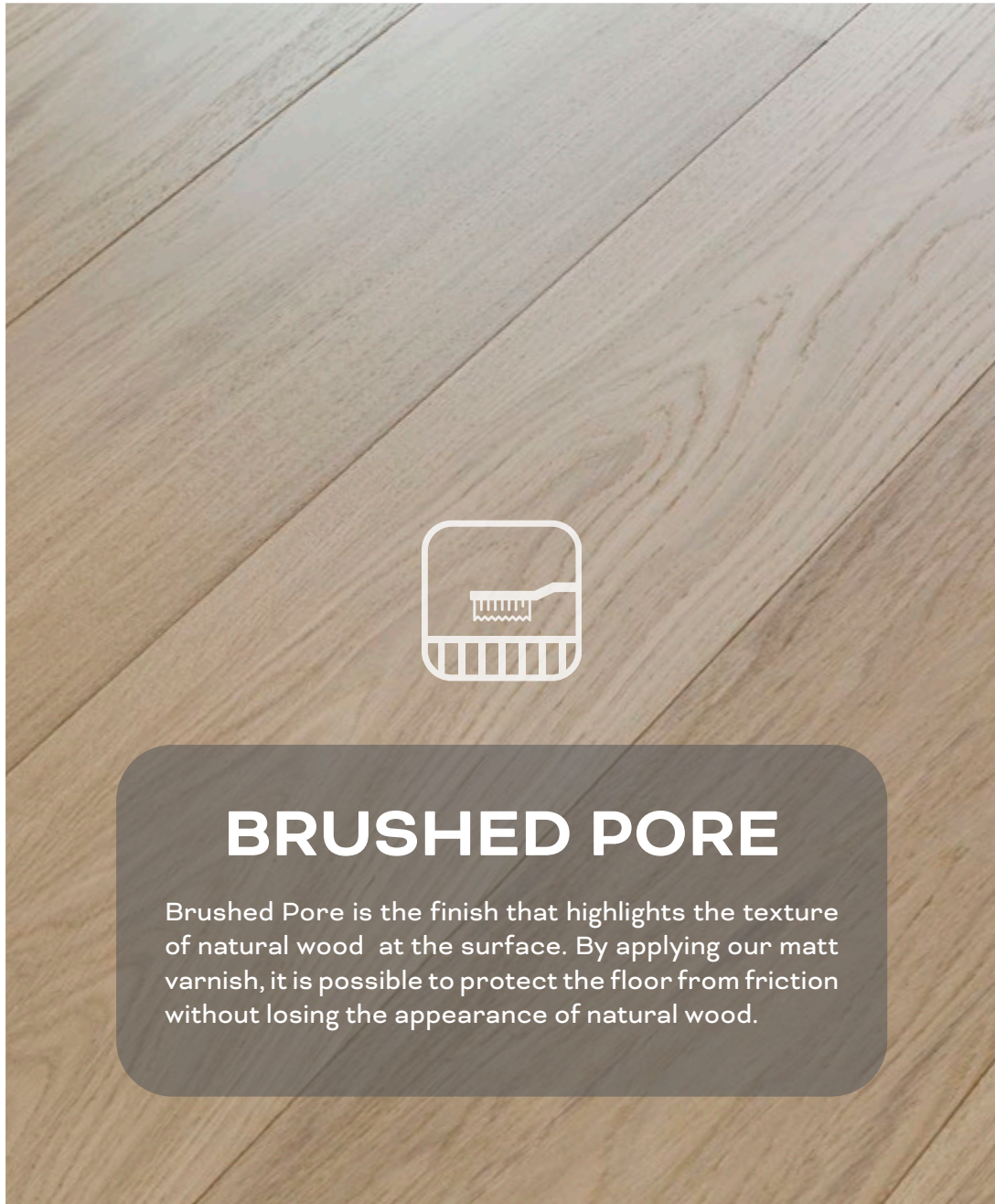
• **8 VARNISH LAYERS**

• **REAL WOOD VENEER**

• **HDF BOARD**

• **VENEER BACKING**

• **CORK**



## BRUSHED PORE

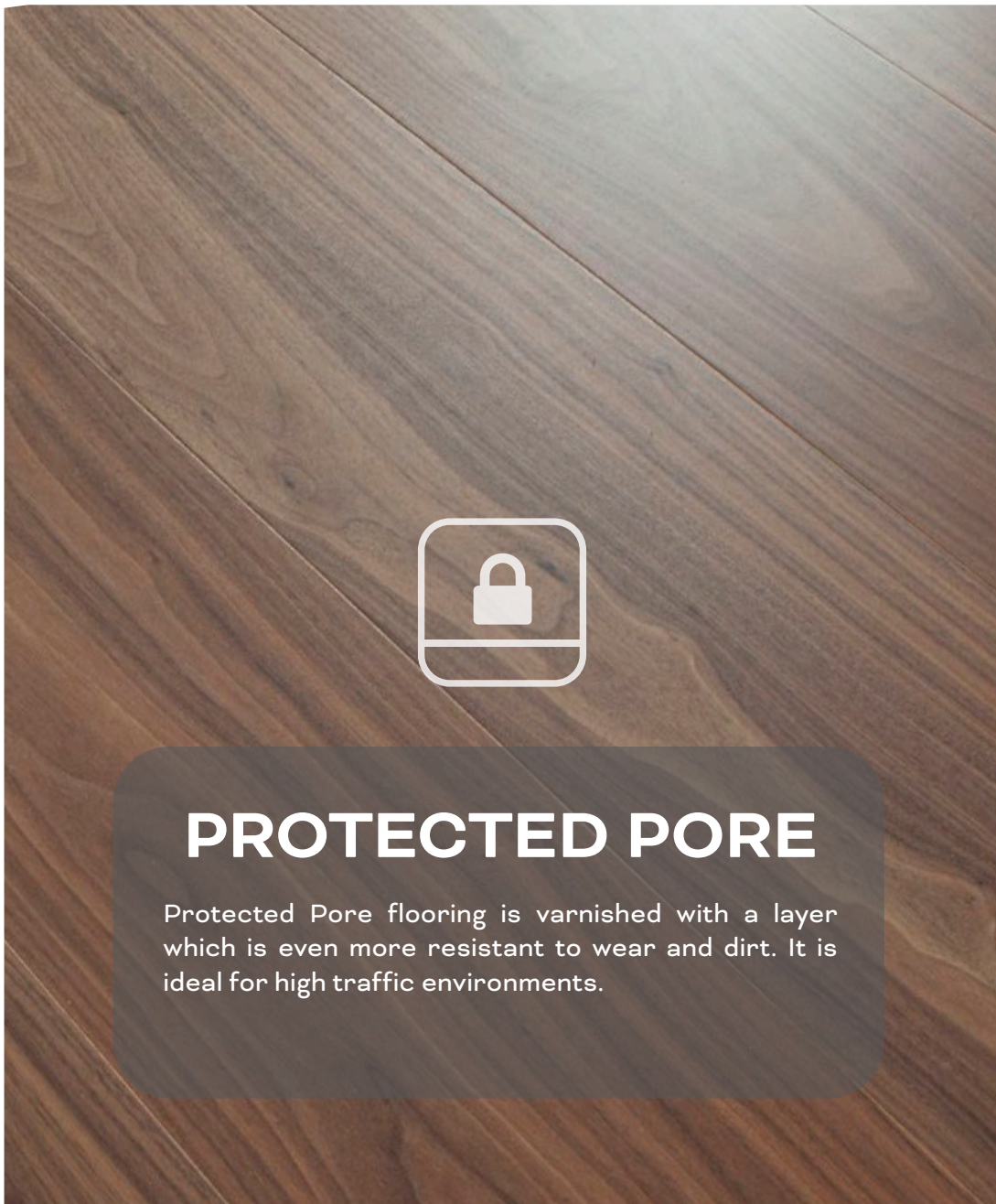
Brushed Pore is the finish that highlights the texture of natural wood at the surface. By applying our matt varnish, it is possible to protect the floor from friction without losing the appearance of natural wood.



Floors finished with **BRUSHED PORE** are suitable for intense residential and moderated commercial use. Commercial areas without direct access from the street such as offices or common areas in residential buildings.



# PORE



## PROTECTED PORE

Protected Pore flooring is varnished with a layer which is even more resistant to wear and dirt. It is ideal for high traffic environments.



Floors finished with **PROTECTED PORE** are suitable for general commercial use, that is, Step & Wall can be installed in hotels, shops or offices.





## PREMIUM

Feel the experience of getting the highest quality planks. A premium selection of clean planks that shows the pure beauty of nature.



## SELECT

These carefully selected planks show you minimal knots to give a little character to your space.


# CLASSIFICATION

---



## RUSTIC

Get the rustic side of nature thanks to this board selection. A few large and small knots distributed throughout each plank.



## CRACK

For the savages, we have this wild option, that shows natural cracks in the wood, strong character for a strong style.

# COLLECTIONS

---



## KEY



Longitudinal and Transversal Bevel



Brushed Pore



Protected Pore



Satin finish



Matt finish



Cork





Premium



Select



Rustic



Crack




Class 31





Class 32

Step  
& Wall

REAL WOOD FLOORING





COLLECTION

# NATURAL

SUPERIOR OAK - SELECT OAK - KNOTTY OAK

NATURAL

# SUPERIOR OAK

## BASE



A carefully selected oak with a beauty that brings a warm and elegant look to any room.

## OPTIONS

PORE



FINISH



Length (mm)	2420	2420	2420	2200	1805	1200	810
Width (mm)	265	230	185	230	195	150	135
Length (inches)	95 9/32	95 9/32	95 9/32	86 39/64	71 1/16	47 1/4	31 57/64
Width (inches)	10 7/16	9 1/16	7 9/32	9 1/16	7 43/64	5 29/32	5 5/16



NATURAL

# SELECT OAK

## BASE



This floor has been carefully selected to combine a classic and modern approach.

## OPTIONS

PORE



FINISH



Length (mm)	2420	2420	2420	2200	1805	-
Width (mm)	265	230	185	230	195	-
Length (inches)	95 9/32	95 9/32	95 9/32	86 39/64	71 1/16	-
Width (inches)	10 7/16	9 1/16	7 9/32	9 1/16	7 43/64	-





NATURAL

# KNOTTY OAK

## BASE



A rustic feel with its own character for a country style in your home.

## OPTIONS

PORE



FINISH



Length (mm)	2420	2420	2420	2200	1805	-
Width (mm)	265	230	185	230	195	-
Length (inches)	95 9/32	95 9/32	95 9/32	86 39/64	71 1/16	-
Width (inches)	10 7/16	9 1/16	7 9/32	9 1/16	7 43/64	-









# Step & Wall

REAL WOOD FLOORING





COLLECTION

RUSTIC

CREAM OAK - CINDER OAK - HONEY OAK

RUSTIC

# CREAM OAK

## BASE



A light tone for an oak with a few knots that are distributed evenly throughout each plank. A floor that will add light to any room.

## OPTIONS

PORE



FINISH



Length (mm)	2420	2420	2420	2200	1805	-
Width (mm)	265	230	185	230	195	-
Length (inches)	95 9/32	95 9/32	95 9/32	86 39/64	71 1/16	-
Width (inches)	10 7/16	9 1/16	7 9/32	9 1/16	7 43/64	-






RUSTIC

# CINDER OAK

## BASE



Greys are in trend and our floors are highlighted with this tone. This rustic design is ideal for rooms with personality.

## OPTIONS

PORE



FINISH



Length (mm)	2420	2420	2420	2200	1805	-
Width (mm)	265	230	185	230	195	-
Length (inches)	95 9/32	95 9/32	95 9/32	86 39/64	71 1/16	-
Width (inches)	10 7/16	9 1/16	7 9/32	9 1/16	7 43/64	-





RUSTIC

# HONEY OAK

## BASE



The natural warmth of wood is enhanced in this design thanks to this honey tone and the moderated knots.

## OPTIONS

PORE



FINISH



Length (mm)	2420	2420	2420	2200	1805	-
Width (mm)	265	230	185	230	195	-
Length (inches)	95 9/32	95 9/32	95 9/32	86 39/64	71 1/16	-
Width (inches)	10 7/16	9 1/16	7 9/32	9 1/16	7 43/64	-





# Step & Wall

REAL WOOD FLOORING





COLLECTION

WILD


---

ICEBERG OAK - DUNE OAK  
JUNGLE OAK - STORM OAK

WILD

# ICEBERG OAK

## BASE



Torn wood that comes from old beams. The clear nuances of oak create a rustic yet elegant atmosphere.

## OPTIONS

PORE



FINISH



Length (mm)	-	-	-	2200	-	-
Width (mm)	-	-	-	155	-	-
Length (inches)	-	-	-	86 39/64	-	-
Width (inches)	-	-	-	6 7/64	-	-






WILD

# DUNE OAK

## BASE



Cracks will make your flooring unique and unrepeatable. Each plank is different from the other creating an effect so difficult to imitate, that only real wood can achieve.

## OPTIONS

PORE



FINISH



Length (mm)	-	-	-	2200	-	-
Width (mm)	-	-	-	155	-	-
Length (inches)	-	-	-	86 39/64	-	-
Width (inches)	-	-	-	6 7/64	-	-





WILD

# JUNGLE OAK

## BASE



Only a wild and natural oak can create bold and attractive sensations.

## OPTIONS

PORE



FINISH



Length (mm)	-	-	-	2200	-	-
Width (mm)	-	-	-	155	-	-
Length (inches)	-	-	-	86 39/64	-	-
Width (inches)	-	-	-	6 7/64	-	-







WILD

# STORM OAK

## BASE



Stylish, daring and different floors, Step & Wall is, above all, unique.

## OPTIONS

PORE




FINISH



Length (mm)	-	-	-	2200	-	-
Width (mm)	-	-	-	155	-	-
Length (inches)	-	-	-	86 39/64	-	-
Width (inches)	-	-	-	6 7/64	-	-



Step  
& Wall  
REAL WOOD FLOORING





COLLECTION

# CRACK

---

SAVANNAH OAK - THUNDER OAK  
SAND OAK - GLACIER OAK

CRACK

# SAVANNAH OAK

## BASE



Floors with natural cracks that appear with time are beautiful and stunning. Savannah Oak has a natural and rustic aesthetic that will match your taste.

## OPTIONS

PORE



FINISH



Length (mm)	2420	2420	2420	2200	1805	1200
Width (mm)	265	230	185	230	195	150
Length (inches)	95 9/32	95 9/32	95 9/32	86 39/64	71 1/16	47 1/4
Width (inches)	10 7/16	9 1/16	7 9/32	9 1/16	7 43/64	5 29/32






CRACK

# THUNDER OAK

## BASE



Torn and grey flooring: winner combination.

## OPTIONS

PORE



FINISH



Length (mm)	2420	2420	2420	2200	1805	1200
Width (mm)	265	230	185	230	195	150
Length (inches)	95 9/32	95 9/32	95 9/32	86 39/64	71 1/16	47 1/4
Width (inches)	10 7/16	9 1/16	7 9/32	9 1/16	7 43/64	5 29/32





CRACK

# SAND OAK

## BASE



Cracks with a unique style in medium brown tones.

## OPTIONS

PORE



FINISH



Length (mm)	2420	2420	2420	2200	1805	1200
Width (mm)	265	230	185	230	195	150
Length (inches)	95 9/32	95 9/32	95 9/32	86 39/64	71 1/16	47 1/4
Width (inches)	10 7/16	9 1/16	7 9/32	9 1/16	7 43/64	5 29/32



CRACK

# GLACIER OAK

## BASE



A nordic touch full of warmth that brings light to your floor.

## OPTIONS

PORE



FINISH



Length (mm)	2420	2420	2420	2200	1805	1200
Width (mm)	265	230	185	230	195	150
Length (inches)	95 9/32	95 9/32	95 9/32	86 39/64	71 1/16	47 1/4
Width (inches)	10 7/16	9 1/16	7 9/32	9 1/16	7 43/64	5 29/32





# Step & Wall

REAL WOOD FLOORING



DIAMOND OAK - QUARTZ OAK - NACRE OAK  
VANILLA OAK - GOLD OAK - AMBER OAK - JASPER OAK

*NEW DESIGNS*



COLLECTION

# MINERAL

CLAY OAK - ZIRCON OAK - OPAL OAK - EARTH OAK  
SILVER OAK - PEARL OAK - STONE OAK - SLATE OAK - COAL OAK

# MINERAL

## DIAMOND OAK

### BASE



Our lightest oak with a neutral tone, to combine with everything in well-illuminated spaces.

### OPTIONS

PORE



FINISH



Length (mm)	2420	2420	2420	2200	1805	1200	810
Width (mm)	265	230	185	230	195	150	135
Length (inches)	95 9/32	95 9/32	95 9/32	86 39/64	71 1/16	47 1/4	31 57/64
Width (inches)	10 7/16	9 1/16	7 9/32	9 1/16	7 43/64	5 29/32	5 5/16





**NEW**



# MINERAL


## QUARTZ OAK

### BASE



A light environment with warm tone to create a cozy space.

### OPTIONS




Length (mm)	2420	2420	2420	2200	1805	1200	810
Width (mm)	265	230	185	230	195	150	135
Length (inches)	95 9/32	95 9/32	95 9/32	86 39/64	71 1/16	47 1/4	31 57/64
Width (inches)	10 7/16	9 1/16	7 9/32	9 1/16	7 43/64	5 29/32	5 5/16



MINERAL

# NACRE OAK

## BASE



A cream tone that combines perfectly with white and beige tones bringing light to your home.

## OPTIONS

PORE



FINISH



Length (mm)	2420	2420	2420	2200	1805	1200	810
Width (mm)	265	230	185	230	195	150	135
Length (inches)	95 9/32	95 9/32	95 9/32	86 39/64	71 1/16	47 1/4	31 57/64
Width (inches)	10 7/16	9 1/16	7 9/32	9 1/16	7 43/64	5 29/32	5 5/16



MINERAL

# VANILLA OAK

## BASE



A cheerful and warm finish that will instantly transport us to a state of well-being.

## OPTIONS

PORE



FINISH



Length (mm)	2420	2420	2420	2200	1805	1200	810
Width (mm)	265	230	185	230	195	150	135
Length (inches)	95 9/32	95 9/32	95 9/32	86 39/64	71 1/16	47 1/4	31 57/64
Width (inches)	10 7/16	9 1/16	7 9/32	9 1/16	7 43/64	5 29/32	5 5/16



**NEW**



# MINERAL


## GOLD OAK

### BASE



A saturated design for those who want a colorful and warm environment at their homes.

### OPTIONS



Length (mm)	2420	2420	2420	2200	1805	1200	810
Width (mm)	265	230	185	230	195	150	135
Length (inches)	95 9/32	95 9/32	95 9/32	86 39/64	71 1/16	47 1/4	31 57/64
Width (inches)	10 7/16	9 1/16	7 9/32	9 1/16	7 43/64	5 29/32	5 5/16





**NEW**



MINERAL

# AMBER OAK

## BASE



This warm and cozy floor give us a good illumination with a warm environment.

## OPTIONS



Length (mm)	2420	2420	2420	2200	1805	1200	810
Width (mm)	265	230	185	230	195	150	135
Length (inches)	95 9/32	95 9/32	95 9/32	86 39/64	71 1/16	47 1/4	31 57/64
Width (inches)	10 7/16	9 1/16	7 9/32	9 1/16	7 43/64	5 29/32	5 5/16






# MINERAL

# JASPER OAK

## BASE



A sophisticated touch for this floor with slightly reddish tones.

## OPTIONS

PORE



FINISH



Length (mm)	2420	2420	2420	2200	1805	1200	810
Width (mm)	265	230	185	230	195	150	135
Length (inches)	95 9/32	95 9/32	95 9/32	86 39/64	71 1/16	47 1/4	31 57/64
Width (inches)	10 7/16	9 1/16	7 9/32	9 1/16	7 43/64	5 29/32	5 5/16



MINERAL


# CLAY OAK

## BASE



This design has a tone that merges with a nice veining to create a pleasant atmosphere at home.

## OPTIONS



Length (mm)	2420	2420	2420	2200	1805	1200	810
Width (mm)	265	230	185	230	195	150	135
Length (inches)	95 9/32	95 9/32	95 9/32	86 39/64	71 1/16	47 1/4	31 57/64
Width (inches)	10 7/16	9 1/16	7 9/32	9 1/16	7 43/64	5 29/32	5 5/16

**NEW**



MINERAL


# ZIRCON OAK

## BASE



A brown beautiful floor for a nature lover. Get a rustic atmosphere wherever you want with Zircon Oak.

## OPTIONS



Length (mm)	2420	2420	2420	2200	1805	1200	810
Width (mm)	265	230	185	230	195	150	135
Length (inches)	95 9/32	95 9/32	95 9/32	86 39/64	71 1/16	47 1/4	31 57/64
Width (inches)	10 7/16	9 1/16	7 9/32	9 1/16	7 43/64	5 29/32	5 5/16



**NEW**



# MINERAL

## OPAL OAK

### BASE



A brown tone with an antique perception that merges perfectly with its veining to create a relaxing space.

### OPTIONS

PORE



FINISH



Length (mm)	2420	2420	2420	2200	1805	1200	810
Width (mm)	265	230	185	230	195	150	135
Length (inches)	95 9/32	95 9/32	95 9/32	86 39/64	71 1/16	47 1/4	31 57/64
Width (inches)	10 7/16	9 1/16	7 9/32	9 1/16	7 43/64	5 29/32	5 5/16




**NEW**



# MINERAL

## EARTH OAK

### BASE



A dark brown created for the most elegant areas.

### OPTIONS

PORE



FINISH



Length (mm)	2420	2420	2420	2200	1805	1200	810
Width (mm)	265	230	185	230	195	150	135
Length (inches)	95 9/32	95 9/32	95 9/32	86 39/64	71 1/16	47 1/4	31 57/64
Width (inches)	10 7/16	9 1/16	7 9/32	9 1/16	7 43/64	5 29/32	5 5/16



# MINERAL

## SILVER OAK

### BASE



We love gray designs with a neutral tone because they look great anywhere and are an elegant choice.

### OPTIONS

PORE



FINISH



Length (mm)	2420	2420	2420	2200	1805	1200	810
Width (mm)	265	230	185	230	195	150	135
Length (inches)	95 9/32	95 9/32	95 9/32	86 39/64	71 1/16	47 1/4	31 57/64
Width (inches)	10 7/16	9 1/16	7 9/32	9 1/16	7 43/64	5 29/32	5 5/16


**NEW**



# MINERAL

## PEARL OAK

### BASE



Inside our range of greys, Pearl Oak is special, with this clear tone so easy to combine.

### OPTIONS

PORE



FINISH



Length (mm)	2420	2420	2420	2200	1805	1200	810
Width (mm)	265	230	185	230	195	150	135
Length (inches)	95 9/32	95 9/32	95 9/32	86 39/64	71 1/16	47 1/4	31 57/64
Width (inches)	10 7/16	9 1/16	7 9/32	9 1/16	7 43/64	5 29/32	5 5/16






MINERAL

# STONE OAK

## BASE



A medium, neutral and distinguished gray that will easily fit in any decorative style.

## OPTIONS

PORE



FINISH



Length (mm)	2420	2420	2420	2200	1805	1200	810
Width (mm)	265	230	185	230	195	150	135
Length (inches)	95 9/32	95 9/32	95 9/32	86 39/64	71 1/16	47 1/4	31 57/64
Width (inches)	10 7/16	9 1/16	7 9/32	9 1/16	7 43/64	5 29/32	5 5/16






MINERAL

# SLATE OAK

## BASE



Our darkest grey for a floor full of style.

## OPTIONS

PORE



FINISH



Length (mm)	2420	2420	2420	2200	1805	1200	810
Width (mm)	265	230	185	230	195	150	135
Length (inches)	95 9/32	95 9/32	95 9/32	86 39/64	71 1/16	47 1/4	31 57/64
Width (inches)	10 7/16	9 1/16	7 9/32	9 1/16	7 43/64	5 29/32	5 5/16






# MINERAL

## COAL OAK

### BASE



This design, which is almost black, maintains the beauty of the grain in the wood.

### OPTIONS

PORE



FINISH



Length (mm)	2420	2420	2420	2200	1805	1200	810
Width (mm)	265	230	185	230	195	150	135
Length (inches)	95 9/32	95 9/32	95 9/32	86 39/64	71 1/16	47 1/4	31 57/64
Width (inches)	10 7/16	9 1/16	7 9/32	9 1/16	7 43/64	5 29/32	5 5/16



# Step & Wall

REAL WOOD FLOORING







COLLECTION

# VULCANO

GEYSER OAK - WASHED OAK - BARK OAK  
MAGMA OAK - CRATER OAK

# VULCANO

## GEYSER OAK

### BASE



This natural decapé surface reveals a whitish pore to achieve the worn effect of a recovered style.

### OPTIONS

PORE



FINISH



Length (mm)	2420	2420	2420	2200	1805	1200
Width (mm)	265	230	185	230	195	150
Length (inches)	95 9/32	95 9/32	95 9/32	86 39/64	71 1/16	47 1/4
Width (inches)	10 7/16	9 1/16	7 9/32	9 1/16	7 43/64	5 29/32





# VULCANO

## WASHED OAK

### BASE



This grayish oak, with a shade that emulates a worn effect, is the perfect counterpoint to a contemporary environment.

### OPTIONS

PORE



FINISH



Length (mm)	2420	2420	2420	2200	1805	1200
Width (mm)	265	230	185	230	195	150
Length (inches)	95 9/32	95 9/32	95 9/32	86 39/64	71 1/16	47 1/4
Width (inches)	10 7/16	9 1/16	7 9/32	9 1/16	7 43/64	5 29/32





VULCANO

# BARK OAK

## BASE



Light shades of brown and gray with a very attractive elegance.

## OPTIONS

PORE



FINISH



Length (mm)	2420	2420	2420	2200	1805	1200
Width (mm)	265	230	185	230	195	150
Length (inches)	95 9/32	95 9/32	95 9/32	86 39/64	71 1/16	47 1/4
Width (inches)	10 7/16	9 1/16	7 9/32	9 1/16	7 43/64	5 29/32



VULCANO

# MAGMA OAK

## BASE



This decapé shows a dark grain that contrasts with the natural tone of the oak. The result? A spectacular floor for any room.

## OPTIONS

PORE



FINISH



Length (mm)	2420	2420	2420	2200	1805	1200
Width (mm)	265	230	185	230	195	150
Length (inches)	95 9/32	95 9/32	95 9/32	86 39/64	71 1/16	47 1/4
Width (inches)	10 7/16	9 1/16	7 9/32	9 1/16	7 43/64	5 29/32






# VULCANO

## CRATER OAK

### BASE



This Crater Oak has a dark colour in which the pore has been left in its natural tone. Let your gaze be mesmerized by the beautiful grain in the wood.

### OPTIONS

PORE



FINISH




Length (mm)	2420	2420	2420	2200	1805	1200
Width (mm)	265	230	185	230	195	150
Length (inches)	95 9/32	95 9/32	95 9/32	86 39/64	71 1/16	47 1/4
Width (inches)	10 7/16	9 1/16	7 9/32	9 1/16	7 43/64	5 29/32





Step  
& Wall

REAL WOOD FLOORING





COLLECTION

# CLASSICS

ASH - CARAMEL BAMBOO - CHERRY

JATOBA - CHESTNUT - WALNUT

NATURAL PINE - SUKUPIRA - OLIVATO ASH

CLASSICS  
ASH

Length (mm)	2420	2420	2420	2200	1805
Width (mm)	265	230	185	230	195
Length (inches)	95 9/32	95 9/32	95 9/32	86 39/64	71 1/16
Width (inches)	10 7/16	9 1/16	7 9/32	9 1/16	7 43/64



OPTIONS



CLASSICS  
JATOBA

Length (mm)	2420	2420	2200
Width (mm)	230	185	230
Length (inches)	95 9/32	95 9/32	86 39/64
Width (inches)	9 1/16	7 9/32	9 1/16



OPTIONS



CLASSICS

CARAMEL BAMBOO

Length (mm)	2420	2420	2200
Width (mm)	230	185	230

Length (inches)	95 9/32	95 9/32	86 39/64
Width (inches)	9 1/16	7 9/32	9 1/16



OPTIONS



Length (mm)	2420	2420	2200
Width (mm)	230	185	230

Length (inches)	95 9/32	95 9/32	86 39/64
Width (inches)	9 1/16	7 9/32	9 1/16

CLASSICS

CHESTNUT



OPTIONS



CLASSICS

NATURAL PINE

Length (mm)	2420	2420	2200	1805
Width (mm)	230	185	230	195

Length (inches)	95 9/32	95 9/32	86 39/64	71 1/16
Width (inches)	9 1/16	7 9/32	9 1/16	7 43/64



OPTIONS



CLASSICS


SUKUPIRA

Length (mm)	2420	2420	2200
Width (mm)	230	185	230

Length (inches)	95 9/32	95 9/32	86 39/64
Width (inches)	9 1/16	7 9/32	9 1/16



OPTIONS






CLASSICS  
WALNUT

Length (mm)	2420	2420	2420	2200	1805
Width (mm)	265	230	185	230	195

Length (inches)	95 9/32	95 9/32	95 9/32	86 39/64	71 1/16
Width (inches)	10 7/16	9 1/16	7 9/32	9 1/16	7 43/64



OPTIONS



Length (mm)	2420	2420	2200
Width (mm)	230	185	230

Length (inches)	95 9/32	95 9/32	86 39/64
Width (inches)	9 1/16	7 9/32	9 1/16

CLASSICS  
CHERRY



OPTIONS



CLASSICS

OLIVATO ASH

Length (mm)	2420	2420	2420	2200	1805
Width (mm)	265	230	185	230	195

Length (inches)	95 9/32	95 9/32	95 9/32	86 39/64	71 1/16
Width (inches)	10 7/16	9 1/16	7 9/32	9 1/16	7 43/64



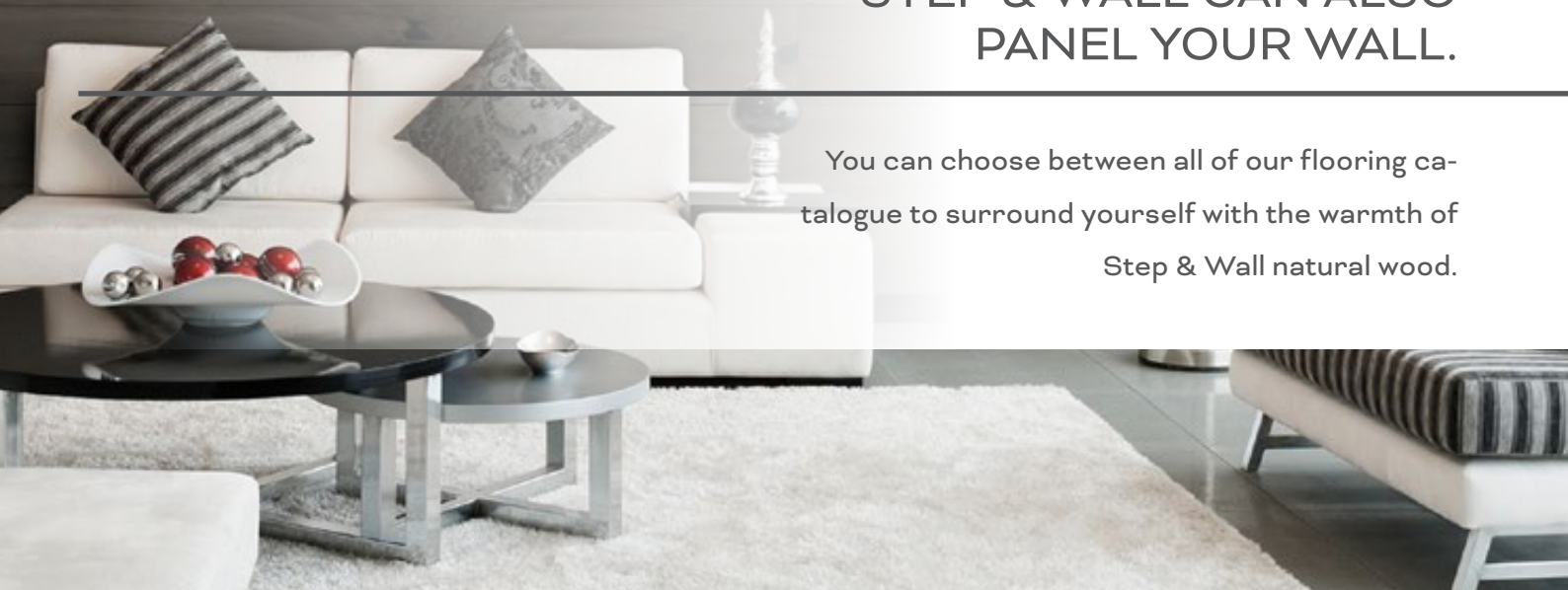
OPTIONS





## STEP & WALL CAN ALSO PANAL YOUR WALL.

You can choose between all of our flooring catalogue to surround yourself with the warmth of Step & Wall natural wood.



## CLICK FIT

Planks can go both horizontally or vertically and the advantage is that by using the same union as the floor, UNIFIT X, installation is fast and easy.




# TECHNICAL INFORMATION

## OVERVIEW

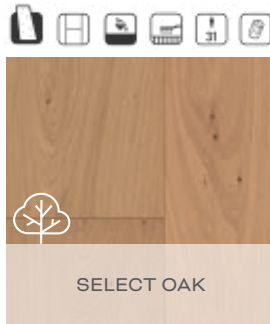


FSC available upon request.


## NATURAL



Options:



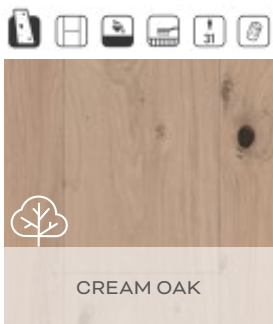
Options:




Options:




## RUSTIC



Options:



Options:



Options:

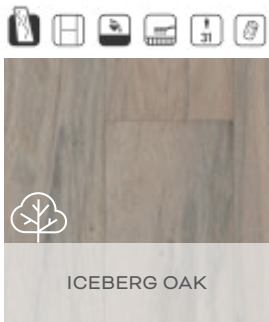


## BESPOKE ORDERS

---


If you want other options, we make custom orders. Tell us about your project and we will adapt to your needs.

# WILD




ICEBERG OAK

Options:




DUNE OAK

Options:



JUNGLE OAK

Options:




STORM OAK

Options:




# CRACK




SAVANNAH OAK

Options:




THUNDER OAK

Options:



SAND OAK

Options:



GLACIER OAK

Options:




# MINERAL




DIAMOND OAK

Options:



QUARTZ OAK

Options:



NACRE OAK

Options:




VANILLA OAK

Options:




GOLD OAK

Options:



AMBER OAK

Options:



JASPER OAK

Options:





CLAY OAK

Options:




ZIRCON OAK

Options:



OPAL OAK

Options:



EARTH OAK


Options:



SILVER OAK


Options:






PEARL OAK

Options:



STONE OAK

Options:



SLATE OAK

Options:



COAL OAK

Options:



# VULCANO





GEYSER OAK

Options:



WASHED OAK

Options:




BARK OAK

Options:



MAGMA OAK

Options:

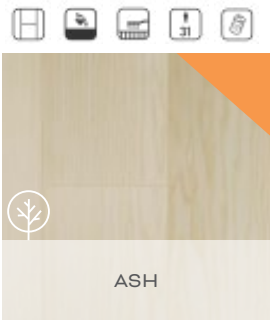


CRATER OAK

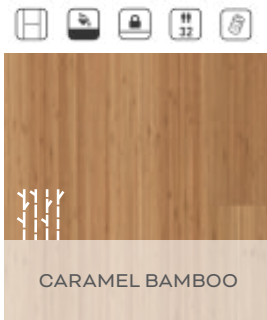
Options:



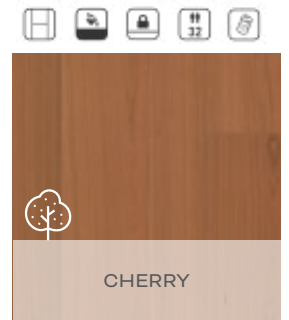
# CLASSICS



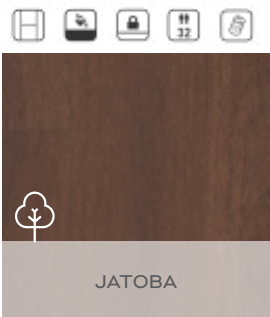
Options:



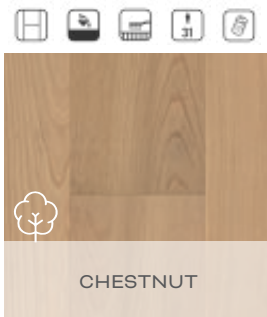
Options:



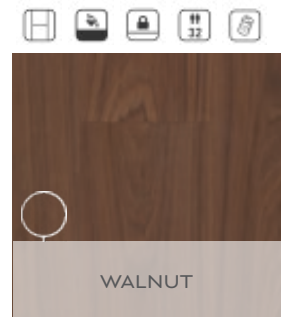
Options:




Options:



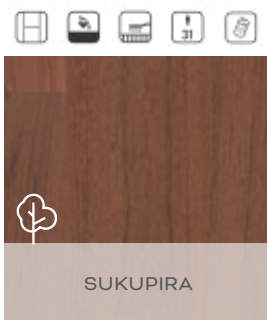
Options:



Options:



Options:



Options:



Options:





# CHARACTERISTICS

Optional  
 Standard

2420 x 265 mm		2420 x 230 mm		2420 x 185 mm		2200 x 230 mm		1805 x 195 mm		1200 x 150 mm		810 x 135 mm	
95 9/32 x 10 7/16 "		95 9/32 x 9 1/16 "		95 9/32 x 7 9/32 "		86 39/64 x 9 1/16 "		71 1/16 x 7 43/64 "		47 1/4 x 5 29/32 "		31 57/64 x 5 5/16 "	
CORK	NO CORK	CORK	NO CORK	CORK	NO CORK	CORK	NO CORK	CORK	NO CORK	CORK	NO CORK	CORK	NO CORK
12 mm 15/32"	10 mm 25/64"	12 mm 15/32"	10 mm 25/64"	12 mm 15/32"	10 mm 25/64"	12 mm 15/32"	10 mm 25/64"	12 mm 15/32"	10 mm 25/64"	12 mm 15/32"	10 mm 25/64"	12 mm 15/32"	10 mm 25/64"

**THICKNESS**

BOX	Planks	4	4	4	4	5	6	4	4	6	7	10	12	10	12
	Surface sqm	2,56	2,56	2,22	2,22	2,23	2,68	2,02	2,02	2,11	2,46	1,80	2,16	1,09	1,31
	Surface sqft	27,55	27,55	23,89	23,89	24,00	28,84	21,52	21,52	22,71	26,47	19,37	23,25	11,77	14,12
	Weight kg	23,44	22,43	20,34	19,47	20,45	23,49	18,49	17,70	19,29	21,55	16,44	18,89	10,05	11,55
	Weight lbs	51,67	49,45	44,84	42,92	45,09	51,79	40,77	39,02	42,54	47,50	36,25	41,64	22,16	25,45

PALLET	Dimensions	2442 x 852 x 682 mm		2442 x 996 x 682 mm		2442 x 1020 x 676 mm		2222 x 996 x 682 mm		1827 x 1070 x 697 mm		1222 x 1014 x 1033 mm		1674 x 1078 x 787 mm	
	Boxes	30	30	40	40	40	40	40	40	35	35	42	42	70	70
	Surface sqm	76,96	76,96	89,06	89,06	89,54	107,45	80,96	80,96	73,91	86,23	75,60	90,72	76,55	91,85
	Surface sqft	828,40	828,40	958,63	958,63	963,80	1156,58	871,40	871,40	795,56	928,17	813,75	976,50	823,92	988,71
	Net Weight kg	703,08	672,96	813,62	778,77	818,05	939,60	739,66	707,97	675,29	754,09	690,69	793,32	703,64	808,19
	Gross Weight Kg	746,58	716,46	857,12	822,27	861,55	983,10	783,16	751,47	718,79	797,59	734,19	836,82	747,14	851,69
	Net Weight lbs	1.550,02	1.483,61	1.793,73	1.716,89	1.803,48	2.071,46	1.630,67	1.560,81	1.488,76	1.662,48	1.522,71	1.748,97	1.551,26	1.781,76
	Gross Weight lbs	1.645,92	1.579,51	1.889,63	1.812,79	1.899,38	2.167,36	1.726,57	1.656,71	1.584,66	1.758,38	1.618,61	1.844,87	1.647,16	1.877,66

		NATURAL/RUSTIC/ MINERAL/VULCANO/ CLASSICS		CRACK		WILD	
PROPERTIES	TEST METHOD	BRUSHED PORE	PROTECTED PORE	BRUSHED PORE	PROTECTED PORE	BRUSHED PORE	PROTECTED PORE
<b>WOOD VENEER FLOOR COVERING EN 14354/ EN14352</b>							
USAGE CLASSIFICATION	EN 685	31	32	31	32	31	32
WARRANTY	Losan S.L	15	20	15	20	15	20
CE CERTIFICATION	EN 14342/2013	EN 14342/2013	EN 14342/2013	EN 14342/2013	EN 14342/2013	EN 14342/2013	EN 14342/2013
DOP		Dop n°004	Dop n°004	Dop n°005	Dop n°005	Dop n°007	Dop n°007
<b>GENERAL PROPERTIES (CHART 1-2 EN 14354)</b>							
MOISTURE CONTENT	EN322	≤ 6%	≤ 6%	≤ 6%	≤ 6%	≤ 6%	≤ 6%
DIMENSIONS OF PLANKS	EN 14354	2420x265/230/185, 2200x230, 1805x195,1200x 150 810x135	2420x265/230/185, 2200x230, 1805x195,1200x 150 810x135	2420x265/230/185, 2200x230, 1805x195,1200x150	2420x265/230/185, 2200x230, 1805x195,1200x150	2200x155	2200x155
THICKNESS OF TOP LAYER	EN 14354	0,5	0,5	0,5	0,5	0,5	0,5
DEVIATION OF THICKNESS	EN 14354	≤ 0.5 mm	≤ 0.5 mm	≤ 0.5 mm	≤ 0.5 mm	≤ 0.5 mm	≤ 0.5 mm
DEVIATION OF SQUARENESS	EN 324-2	≤ 0.2 mm	≤ 0.2 mm	≤ 0.2 mm	≤ 0.2 mm	≤ 0.2 mm	≤ 0.2 mm
CUP IN WIDTH DIRECTION	EN 14354	≤ 0.2 %	≤ 0.2 %	≤ 0.2 %	≤ 0.2 %	≤ 0.2 %	≤ 0.2 %
INTERNAL BOND	EN 319	> 1.0 N/mm <sup>2</sup>	> 1.0 N/mm <sup>2</sup>	> 1.0 N/mm <sup>2</sup>	> 1.0 N/mm <sup>2</sup>	> 1.0 N/mm <sup>2</sup>	> 1.0 N/mm <sup>2</sup>
VENEER GLUEING ADHESION	EN 204/205	D3	D3	D3	D3	D3	D3
FITTING SYSTEM		Unifit-X	Unifit-X	Unifit-X	Unifit-X	Unifit-X	Unifit-X
OPENING BETWEEN ELEMENTS	EN 14354	≤ 0.20 mm	≤ 0.20 mm	≤ 0.20 mm	≤ 0.20 mm	≤ 0.20 mm	≤ 0.20 mm
TENSILE STRENGTH ON SHORT END	ISO 24334	> 1000 N/ml	> 1000 N/ml	> 1000 N/ml	> 1000 N/ml	> 1000 N/ml	> 1000 N/ml
DENSITY	ISO24334	> 730 Kg/m <sup>2</sup>	> 730 Kg/m <sup>2</sup>	> 730 Kg/m <sup>2</sup>	> 730 Kg/m <sup>2</sup>	> 730 Kg/m <sup>2</sup>	> 730 Kg/m <sup>2</sup>
WEIGHT/M <sup>2</sup>		9,5 Kg/m <sup>2</sup>	9,5 Kg/m <sup>2</sup>	9,5 Kg/m <sup>2</sup>	9,5 Kg/m <sup>2</sup>	9,5 Kg/m <sup>2</sup>	9,5 Kg/m <sup>2</sup>

PROPERTIES	TEST METHOD	NATURAL/RUSTIC/ MINERAL/VULCANO/ CLASSICS		CRACK		WILD	
		BRUSHED PORE	PROTECTED PORE	BRUSHED PORE	PROTECTED PORE	BRUSHED PORE	PROTECTED PORE
<b>GENERAL PROPERTIES (CHART 3 EN 14354)</b>							
THICKNESS DISTENSION	EN 13329 2000 Annex G	< 12%	< 12%	< 12%	< 12%	< 12%	< 12%
RESISTANCE TO INDENTATION/ BRINELL	EN 1534	> 40 N/mm <sup>2</sup>	> 40 N/mm <sup>2</sup>	> 40 N/mm <sup>2</sup>	> 40 N/mm <sup>2</sup>	> 40 N/mm <sup>2</sup>	> 40 N/mm <sup>2</sup>
RESISTANCE TO ABRASION	EN 14354. Annex D	> 2000 rev	> 4000 rev	> 2000 rev	> 4000 rev	> 2000 rev	> 4000 rev
RESISTANCE TO IMPACT	EN 14354. Annex C	EC3	EC3	EC3	EC3	EC3	EC3
VARNISH ADHESION	EN ISO 2409	class 1	class 1	class 1	class 1	class 1	class 1
<b>ADDITIONAL PROPERTIES</b>							
VARNISH APPEARANCE	EN 428/2-5	ok	ok	ok	ok	ok	ok
GLOSS	EN 2813	Matt 4-8 gloss	Matt 4-8 gloss	Matt 4-8 gloss	Matt 4-8 gloss	Matt 4-8 gloss	Matt 4-8 gloss
UNDERFLOOR HEATING/ COOLING		ok	ok	ok	ok	ok	ok
THERMAL RESISTANCE	EN 12667	0,10 m <sup>2</sup> K/W	0,10 m <sup>2</sup> K/W	0,10 m <sup>2</sup> K/W	0,10 m <sup>2</sup> K/W	0,10 m <sup>2</sup> K/W	0,10 m <sup>2</sup> K/W
THERMAL CONDUCTION	EN 12524	0,13 W/mK	0,13 W/mK	0,13 W/mK	0,13 W/mK	0,13 W/mK	0,13 W/mK
FOREST MANAGEMENT	PEFC-FSC	PEFC-FSC (OPTIONAL)	PEFC-FSC (OPTIONAL)	PEFC-FSC (OPTIONAL)	PEFC-FSC (OPTIONAL)	PEFC-FSC (OPTIONAL)	PEFC-FSC (OPTIONAL)
<b>SAFETY PROPERTIES</b>							
VOC LOSS	ISO 16000 3-6-9-11	A+	A+	A+	A+	A	A
FORMALDEHYDE EMISSION	EN 717-1 (ISO 16000)	E1	E1	E1	E1	E1	E1
FORMALDEHYDE EMISSION	ASTM E 1333-96	CARB 2	CARB 2	CARB 2	CARB 2	CARB 2	CARB 2
PCP	CEN/TR 14823	PCP free	PCP free	PCP free	PCP free	PCP free	PCP free
SLIP RESISTANCE (WET CONDITIONS)	EN 1339 (Pendule)	Class ≥ 15	Class ≥ 15	Class ≥ 15	Class ≥ 15	Class ≥ 15	Class ≥ 15

Step  
& Wall  
REAL WOOD FLOORING



PINA S.A.  
Avda. Juan Carlos I, nº 98  
13620 Pedro Muñoz  
Ciudad Real (Spain)  
T. +34 926 569 710  
F. +34 926 569 720

[www.stepandwall.com](http://www.stepandwall.com)

The images in this catalogue are indicative and in no case binding. These images can not be reproduced without prior permission.

